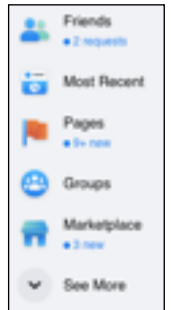


We'd love it if you could do a Facebook Fundraiser for CAP! Maybe on your birthday!

1. LOCATE "FUNDRAISER" on your FB profile.

Click on your **home icon**. It should be blue.

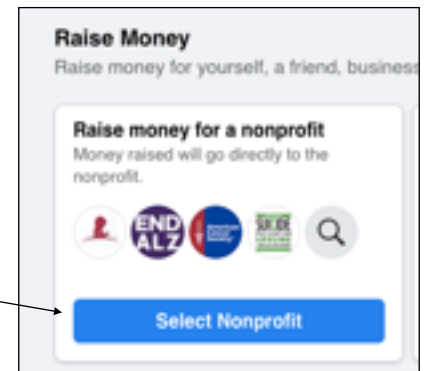
Locate the **list of options**. If not on the left side of the screen, click the three stacked lines at the top of the page to see the list. You probably need to click "**See More**" to find "**Fundraiser**"



2. SELECT A NONPROFIT

On the Fundraiser page, you'll see "**Raise money for a nonprofit.**"

Click "**Select Non-Profit,**" search for and click on "Community Arts Partnership of Tompkins County"



3. CREATE YOUR FUNDRAISER

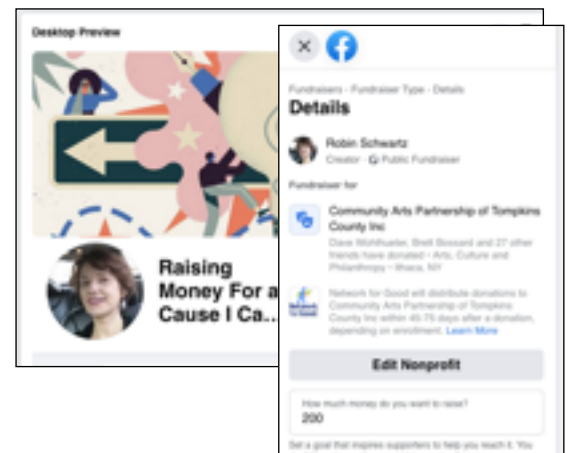
You'll see a "**Desktop Preview.**" with "**Details**" to fill in.

Enter a \$\$ goal for how much money you'd love to raise for CAP. (\$500's a good start, or perhaps more!!!)

Pick an end date, (perhaps 2 weeks after start).

Other fields are pre-filled in and/or you can edit.

When done, scroll down and click "**Create**".
That's it! CAP gets the donations automatically.



4. SHARE!

Let Your Friends Know. It would be great if you share with the Community Arts Partnerships's FB page!

THANK YOU!!!!

Questions:

programs@artspartner.org